

Model Specification for M3 Sedan



Engine

Cylinders/Valves	In Line / 6 / 4
Capacity (cc)	2979
Stroke/Bore (mm)	89.6/84.0
Rated Power/Rated	317/5500 - 7300
Engine Speed (kW/rpm)	
Max Torque/Engine	550/1850 - 5500
Speed (Nm/rpm)	
Combined System	
Torque (Nm)	
Compression Ratio (:1)	10.2
Engine type	S55B30T0

Performance

Top Speed (km/h)	250
Acceleration 0-100km/h (s)	4.3 (M) 4.1 (A)
Standing Start 0-1000m (s)	22.2 (M) 21.9 (A)
Drag Coefficient (c)	0.34
Acceleration 80-120km/h with manual transmission in 5th gear	3.5

Dimensions / weights

Luggage Compartment capacity (l)	480
Ground Clearance (mm)	120
Wheelbase (mm)	2037
Vehicle Length (mm)	4671
Vehicle Width (mm)	1877
Vehicle Height (mm)	1430
Track, Front (mm)	1579
Track, Rear (mm)	1603
Rear overhang	1048
Front disk brakes	V
V=ventilated	
Rear disk brakes	V
V=ventilated	
Turning Circle (m)	12.2

Fuel Consumption

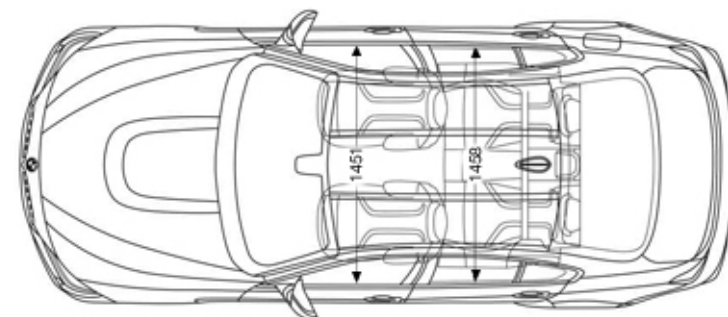
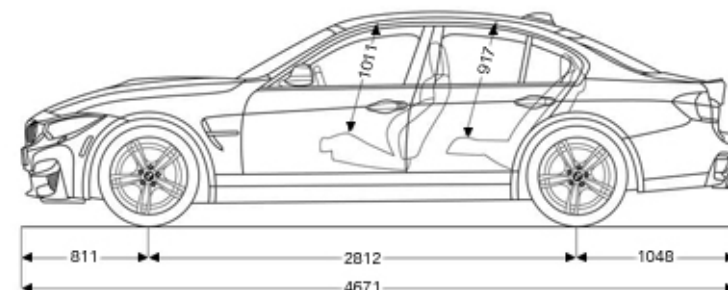
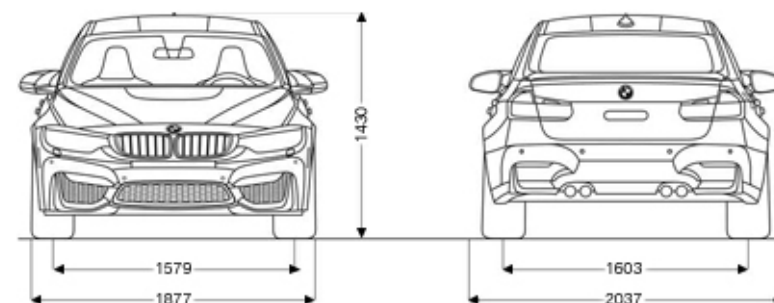
In Town (l/100km)	12 (M) 11.1 (A)
Out of Town (l/100km)	6.9 (M) 6.7 (A)
Combined (l/100km)	8.8 (M) 8.3 (A)
CO2 Emissions (g/km)	204 (M) 194 (A)
Tank Capacity (l)	60

Weight

Axle load ratio (unloaded)	48.2 (M)
DIN) %	47.9 (A)
Unladen (Din Unladen) (kg)	1520 (M) 1560 (A)
Gross Vehicle Mass (GVM) (kg)	2100
Permitted Roof Load (kg)	75
Permitted Trailer Load (Braked) (kg)	-
Permitted Trailer Load (Unbraked) (kg)	-
Permitted Towbar Download (kg)	-
Permitted Axle Load front/rear (kg)	990/1170
Permitted Load (kg)	580
Gross Combination Mass GCM (kg)	-
Tare (kg)	1475 (M) 1515 (A)

Wheels

Tyre Dimensions	Fr: 255/40 ZR18, Rr: 275/40 ZR18"
Wheel Dimensions	Fr: 9Jx18", Rr: 10Jx18"
Material	Light Alloy



*The published fuel consumption and CO2 emission figures are established according to legislated technical specifications (UNECE Regulation 101/UN Regulation 83 and SANS 20101 standards), which sets out the procedures that are used to measure the CO2 emissions and fuel consumption. The claimed figures are established using specific tests under standardised, carefully controlled conditions and may differ from consumption achieved under real world conditions with the influences of altitude, road surface, geographic conditions, vehicle options, temperature, humidity, tyres size and driving behaviour amongst others.

EU Unladen mass refers to a vehicle with standard equipment, with 90% fuel tank fill, including a driver (68 kg) and luggage (7 kg). Optional extras and accessories will generally increase this figure.

Please contact your preferred authorized BMW dealer or BMW South Africa (Pty) Ltd. for information on vehicles that are available for sale, and the various specifications and options of vehicles that are available.

Trailer loads may not exceed the load stated for un-braked or for braked trailer and the max tow bar load may not exceed the value stated.

Vehicle heights are measured without the aerial. The heights are slightly higher if measured over the aerial. Measurements are stated for vehicles with standard fittings and may vary when optional equipment is fitted.

The technical data stated refers to the current version of the model selected. Due to certain legal regulations in different countries, deviations in the technical data described here can occur.