

Model Specification for 320d Gran Turismo



Engine

Cylinders/Valves	4/4
Capacity (cc)	1995
Stroke/Bore (mm)	90.0/84.0
Rated Power/Rated	140/4000
Engine Speed (kW/rpm)	
Max Torque/Engine	400/1750 - 2500
Speed (Nm/rpm)	
Combined System	
Torque (Nm)	
Compression Ratio (:1)	16.5
Engine type	B47D2000

Dimensions / weights

Luggage Compartment capacity (l)	520 - 1600
Ground Clearance (mm)	165
Wheelbase (mm)	2920
Vehicle Length (mm)	4824
Vehicle Width (mm)	1828
Vehicle Height (mm)	1508
Track, Front (mm)	1541
Track, Rear (mm)	1586
Rear overhang	1101
Front disk brakes	V
V=ventilated	
Rear disk brakes	V
V=ventilated	
Turning Circle (m)	11.8

Weight

Axle load ratio (unloaded)	52.8 (M)
DIN %	52.3 (A)
Unladen (Din Unladen) (kg)	1580 (M)
	1595 (A)
Gross Vehicle Mass (GVM) (kg)	2150 (M)
	2165 (A)
Permitted Roof Load (kg)	75
Permitted Trailer Load (Braked) (kg)	1600/1800
Permitted Trailer Load (Unbraked) (kg)	745
Permitted Towbar Download (kg)	75
Permitted Axle Load front/rear (kg)	965/1260
Permitted Load (kg)	570
Gross Combination Mass	4025 (M)
GCM (kg)	4040 (A)
Tare (kg)	1540 (M)
	1555 (A)

Performance

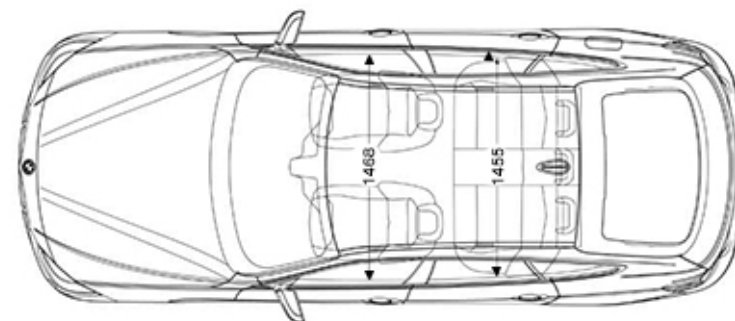
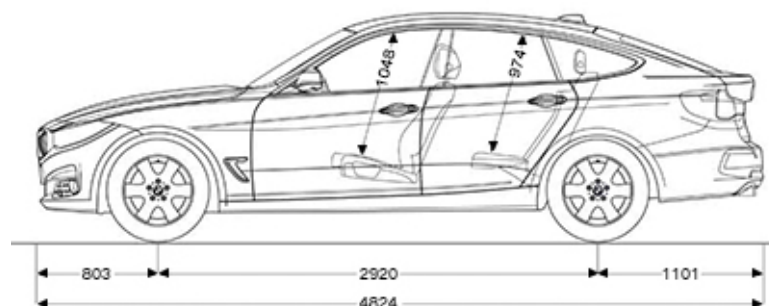
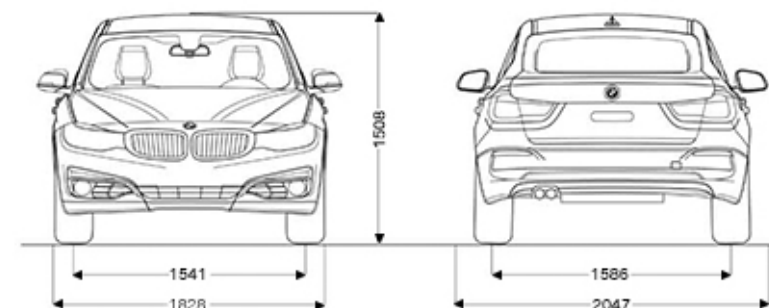
Top Speed (km/h)	230 (M)
	226 (A)
Acceleration 0-100km/h (s)	7.8 (M)
	7.7 (A)
Standing Start 0-1000m (s)	
Drag Coefficient (c)	0.28
Acceleration 80-120km/h with manual transmission in 5th gear	

Fuel Consumption

In Town (l/100km)	5.5 (M)
	5.0 (A)
Out of Town (l/100km)	4.1 (M)
	3.9 (A)
Combined (l/100km)	4.6 (M)
	4.3 (A)
CO2 Emissions (g/km)	120 (M)
	113 (A)
Tank Capacity (l)	57

Wheels

Tyre Dimensions	225/55 R17
Wheel Dimensions	8J x 17
Material	Light Alloy



*The published fuel consumption and CO2 emission figures are established according to legislated technical specifications (UNECE Regulation 101/UN Regulation 83 and SANS 20101 standards), which sets out the procedures that are used to measure the CO2 emissions and fuel consumption. The claimed figures are established using specific tests under standardised, carefully controlled conditions and may differ from consumption achieved under real world conditions with the influences of altitude, road surface, geographic conditions, vehicle options, temperature, humidity, tyres size and driving behaviour amongst others.

EU Unladen mass refers to a vehicle with standard equipment, with 90% fuel tank fill, including a driver (68 kg) and luggage (7 kg). Optional extras and accessories will generally increase this figure.

Please contact your preferred authorized BMW dealer or BMW South Africa (Pty) Ltd. for information on vehicles that are available for sale, and the various specifications and options of vehicles that are available.

Trailer loads may not exceed the load stated for un-braked or for braked trailer and the max tow bar load may not exceed the value stated.

Vehicle heights are measured without the aerial. The heights are slightly higher if measured over the aerial. Measurements are stated for vehicles with standard fittings and may vary when optional equipment is fitted.

The technical data stated refers to the current version of the model selected. Due to certain legal regulations in different countries, deviations in the technical data described here can occur.