

Model Specification for 320i Gran Turismo



Engine

Cylinders/Valves	4/4
Capacity (cc)	1998
Stroke/Bore (mm)	94.6/82.0
Rated Power/Rated	135/5000
Engine Speed (kW/rpm)	
Max Torque/Engine	290/1350 -
Speed (Nm/rpm)	4250 (M)
	270/1350 - 4600 (A)
Combined System	
Torque (Nm)	
Compression Ratio (:1)	11.0
Engine type	B48B20M0

Performance

Top Speed (km/h)	230 (M)
	229 (A)
Acceleration 0-100km/h (s)	8.0 (M)
	8.1 (A)
Standing Start 0-1000m (s)	
Drag Coefficient (c)	0.29
Acceleration 80-120km/h	
with manual transmission in	
5th gear	

Dimensions / weights

Luggage Compartment	520 - 1600
capacity (l)	
Ground Clearance (mm)	165
Wheelbase (mm)	2920
Vehicle Length (mm)	4824
Vehicle Width (mm)	1828
Vehicle Height (mm)	1508
Track, Front (mm)	1541
Track, Rear (mm)	1586
Rear overhang	1101
Front disk brakes	V
V=ventilated	
Rear disk brakes	V
V=ventilated	
Turning Circle (m)	11.8

Fuel Consumption

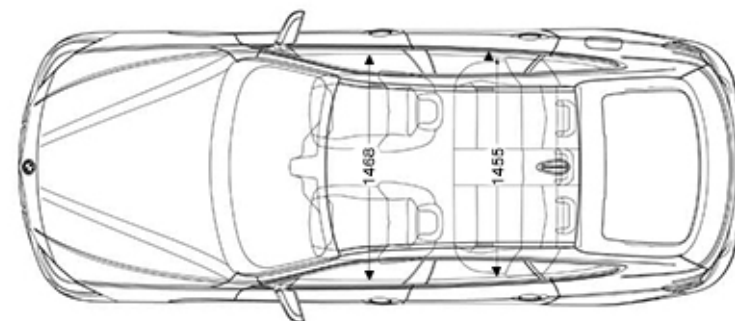
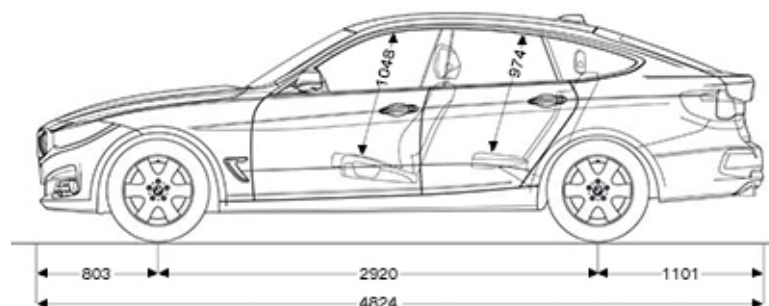
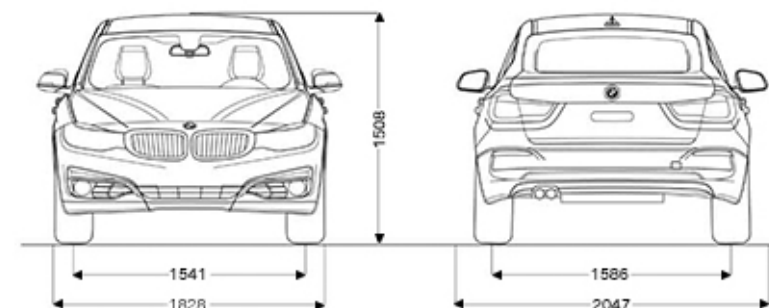
In Town (l/100km)	7.7 (M)
	6.9 (A)
Out of Town (l/100km)	5.1
Combined (l/100km)	6.1 (M)
	5.8 (A)
CO2 Emissions (g/km)	139 (M)
	132 (A)
Tank Capacity (l)	60

Weight

Axle load ratio (unloaded	52.8 (M)
DIN) %	52.1 (A)
Unladen (Din Unladen) (kg)	1580 (M)
	1600 (A)
Gross Vehicle Mass (GVM)	2150 (M)
(kg)	2170 (A)
Permitted Roof Load (kg)	75
Permitted Trailer Load	1400/1600 (M)
(Braked) (kg)	1500/1600 (A)
Permitted Trailer Load	695
(Unbraked) (kg)	
Permitted Towbar	75
Download (kg)	
Permitted Axle Load front/	970/1255 (M)
rear (kg)	970/1225 (A)
Permitted Load (kg)	570
Gross Combination Mass	3825 (M)
GCM (kg)	3845 (A)
Tare (kg)	1540 (M)
	1560 (A)

Wheels

Tyre Dimensions	225/55 R17
Wheel Dimensions	8J x 17
Material	Light Alloy



*The published fuel consumption and CO2 emission figures are established according to legislated technical specifications (UNECE Regulation 101/UN Regulation 83 and SANS 20101 standards), which sets out the procedures that are used to measure the CO2 emissions and fuel consumption. The claimed figures are established using specific tests under standardised, carefully controlled conditions and may differ from consumption achieved under real world conditions with the influences of altitude, road surface, geographic conditions, vehicle options, temperature, humidity, tyres size and driving behaviour amongst others.

EU Unladen mass refers to a vehicle with standard equipment, with 90% fuel tank fill, including a driver (68 kg) and luggage (7 kg). Optional extras and accessories will generally increase this figure.

Please contact your preferred authorized BMW dealer or BMW South Africa (Pty) Ltd. for information on vehicles that are available for sale, and the various specifications and options of vehicles that are available.

Trailer loads may not exceed the load stated for un-braked or for braked trailer and the max tow bar load may not exceed the value stated.

Vehicle heights are measured without the aerial. The heights are slightly higher if measured over the aerial. Measurements are stated for vehicles with standard fittings and may vary when optional equipment is fitted.

The technical data stated refers to the current version of the model selected. Due to certain legal regulations in different countries, deviations in the technical data described here can occur.