

# Model Specification for X1 xDrive25i SAV



## Engine

Cylinders/Valves	4/4 (A)
Capacity (cc)	1998 (A)
Stroke/Bore (mm)	94.6/82 (A)
Rated Power/Rated Engine Speed (kW/rpm)	170/5000 - 6000 (A)
Max Torque/Engine Speed (Nm/rpm)	350/1350 - 4500 (A)
Combined System Torque (Nm)	
Compression Ratio (:1)	10.2 (A)
Engine type	B48A2001 (A)

## Dimensions / weights

Luggage Compartment capacity (l)	505 - 1550 (A)
Ground Clearance (mm)	183 (A)
Wheelbase (mm)	2670 (A)
Vehicle Length (mm)	4439 (A)
Vehicle Width (mm)	1821 (A)
Vehicle Height (mm)	1598 (A)
Track, Front (mm)	1561 (A)
Track, Rear (mm)	1562 (A)
Rear overhang	927 (A)
Front disk brakes	V (A)
V=ventilated	
Rear disk brakes	V (A)
V=ventilated	
Turning Circle (m)	11.4 (A)

## Weight

Axle load ratio (unloaded DIN) %	43.4 (A)
Unladen (Din Unladen) (kg)	1580 (A)
Gross Vehicle Mass (GVM) (kg)	2160 (A)
Permitted Roof Load (kg)	75 (A)
Permitted Trailer Load (Braked) (kg)	2000 (A)
Permitted Trailer Load (Unbraked) (kg)	750 (A)
Permitted Towbar Download (kg)	80 (A)
Permitted Axle Load front/rear (kg)	1190/1095 (A)
Permitted Load (kg)	550 (A)
Gross Combination Mass GCM (kg)	4240 (A)
Tare (kg)	1540 (A)

## Performance

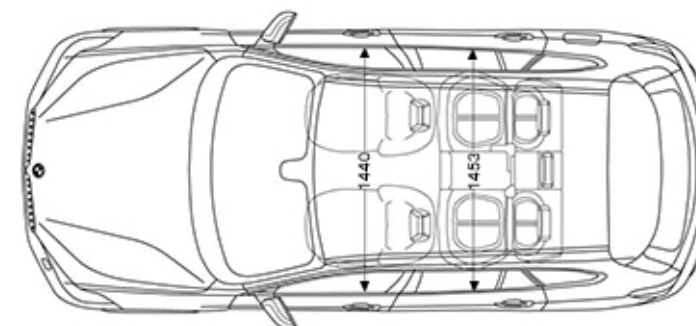
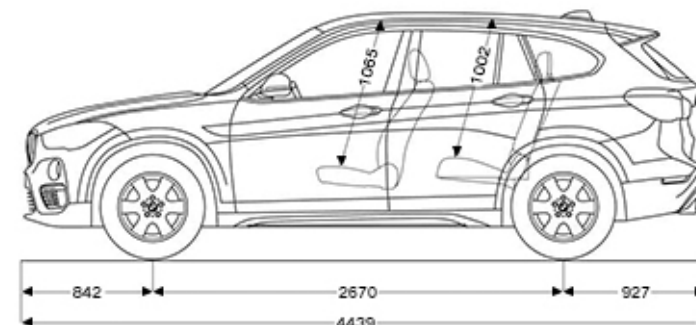
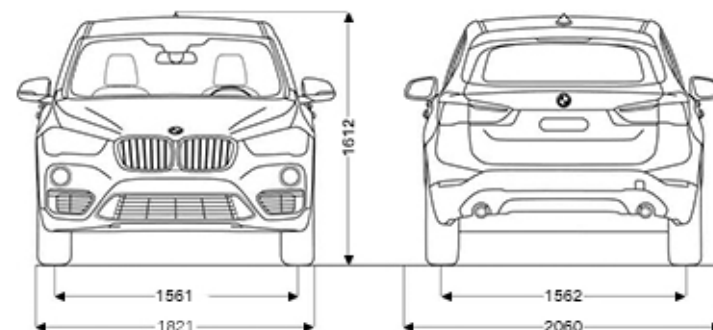
Top Speed (km/h)	235 (A)
Acceleration 0-100km/h (s)	6.5 (A)
Standing Start 0-1000m (s)	NA (A)
Drag Coefficient (c)	0.31 (A)
Acceleration 80-120km/h with manual transmission in 5th gear	NA (A)

## Fuel Consumption

In Town (l/100km)	8.0 (A)
Out of Town (l/100km)	5.9 (A)
Combined (l/100km)	6.6 (A)
CO2 Emissions (g/km)	151 (A)
Tank Capacity (l)	61 (A)

## Wheels

Tyre Dimensions	225/55 R17 (A)
Wheel Dimensions	7.5J x 17" (A)
Material	Light Alloy (A)



\*The published fuel consumption and CO2 emission figures are established according to legislated technical specifications (UNECE Regulation 101/UN Regulation 83 and SANS 20101 standards), which sets out the procedures that are used to measure the CO2 emissions and fuel consumption. The claimed figures are established using specific tests under standardised, carefully controlled conditions and may differ from consumption achieved under real world conditions with the influences of altitude, road surface, geographic conditions, vehicle options, temperature, humidity, tyres size and driving behaviour amongst others.

EU Unladen mass refers to a vehicle with standard equipment, with 90% fuel tank fill, including a driver (68 kg) and luggage (7 kg). Optional extras and accessories will generally increase this figure.

Please contact your preferred authorized BMW dealer or BMW South Africa (Pty) Ltd. for information on vehicles that are available for sale, and the various specifications and options of vehicles that are available.

Trailer loads may not exceed the load stated for un-braked or for braked trailer and the max tow bar load may not exceed the value stated.

Vehicle heights are measured without the aerial. The heights are slightly higher if measured over the aerial. Measurements are stated for vehicles with standard fittings and may vary when optional equipment is fitted.

The technical data stated refers to the current version of the model selected. Due to certain legal regulations in different countries, deviations in the technical data described here can occur.